

## AIM FREEDOM FIXED INCOME TRUST

30 June 2024

## PERFORMANCE STATISTICS

Current Qtr.	YTD	Inception	Average Gain	Average Loss
-2.18%	-2.40%	86.70%	0.29%	-0.55%

## INVESTMENT OBJECTIVE

The fund seeks to maximise current income to meet liquidity and short-term needs whilst generating medium to long-term sustainable income and capital appreciation through investment in a portfolio of high quality fixed income securities, locally and internationally.

## INVESTMENT APPROACH

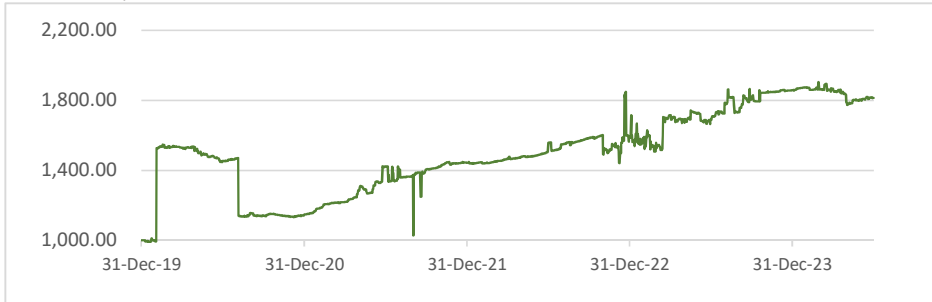
The fund invests primarily in well-diversified fixed income securities including, government treasury bills, notes, bonds, fully collateralised repurchase agreements, certificates of deposit, and other corporate debt securities. The investment approach focuses on generating potential risk-adjusted excess value by using active management driven by in-depth analysis and research. Up to 70% of fund's assets under management shall be invested in fixed income securities with the remainder maintained in money market and near cash assets.

## HISTORICAL PERFORMANCE (Annualised)

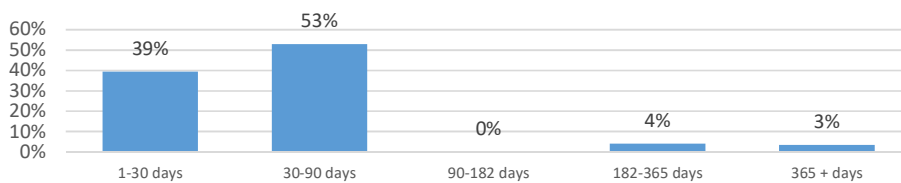
	1 month	3 months	6 months	1 year	2 years	3 years
Fund	5.80%	-8.45%	-4.05%	4.98%	22.26%	42.45%
Benchmark	-6.74%	-13.93%	-7.15%	-0.82%	13.59%	68.54%

## HYPOTHETICAL VALUE OF GHS 1,000 = GHS 1,813.68

(since 1 January 2020)



## MATURITY DISTRIBUTION



Weighted average Maturity (WAM) as at 31 December 2023

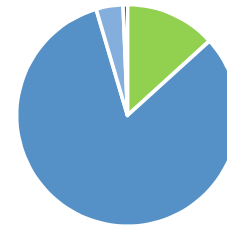
## DISCLAIMERS AND DISCLOSURES

Past performance is not a guarantee of future performance. The returns indicated are net of fees and other fund operating expenses. Contact Ashfield Investment Managers for free prospectus, and more information on returns, limitations, charges, contributions, redemptions, and associated risks. Ashfield is licensed and authorised as a fund manager by the Securities and Exchange Commission and as a pension fund manager by the National Pensions Regulatory Authority.

## GENERAL INFORMATION

Portfolio Manager	Victor Avevor
Fund Size	GHS1.60 million
Unit Price	GHS 0.4725
Inception Date	20 May 2011
Fund Category	Fixed Income Unit Trust
Benchmark	Average GoG 1 year notes
Currency	Ghana Cedi (GHS)
Pricing	Daily
Min. Initial Investment	GHS 20.00
Regular Investment	GHS 10.00
Total Expense Ratio	0.78%
Holding Period	2 years
Front-end Charge	Nil
Redemption Charge	2% within 1 year; 1% within 2 yrs; Nil after 2 yrs
Management Fee	2.0%
Trustee Fee	0.5%
Fund Manager	Ashfield Investment Managers
Trustee	Universal Merchant Bank (GH) Ltd.
Auditor	AssuranceHub Consult
Risk Profile	Low Medium High

## ASSET ALLOCATION



Cash & Near Cash	13.26%
Money Market	82.16%
Fixed Income	3.92%
Equities	0.65%

Sale order has been issued for the equity portfolio

## TOP HOLDINGS

